




Free Range and Free Farmed Pigs

SPCA Certified® Standards



SPCA Certified Standards for Free Range and Free Farmed Pigs

Version 1 – 2020



Contact

Email: certified@spca.nz

Web: www.spcacertified.nz

©The SPCA (Royal New Zealand Society for the Prevention of Cruelty to Animals) 2026.

Subject to [Terms and Conditions](#) of use.

Contents

Contents.....	2
Overview of SPCA Certified.....	4
Framework of the SPCA Certified Standards.....	5
Scope.....	6
Traceability and Integrity.....	6
SPCA Certified Standards for Free Range and Free Farmed Pigs.....	7
Positive Mental Experience.....	7
Good Nutrition.....	8
Feed.....	8
Water.....	9
Good Physical Environment.....	10
Buildings and housing.....	10
Flooring in barns.....	11
Lying areas and bedding.....	11
Lighting in barns.....	11
Temperature.....	12
Ventilation and air quality.....	12
Outdoor environment.....	12
Transport (off-farm).....	13
Emergency preparedness.....	15
Good Health.....	15
Animal health plan.....	15
Pharmaceutical use.....	16
Surgical husbandry procedures.....	17
Tail docking.....	18
Tooth clipping/grinding.....	18
Tusk trimming.....	18
Nose ringing.....	19
Castration.....	19
Animal identification.....	19
Breeding.....	20
Inspection of animals.....	20
Sick or injured pigs.....	20

Euthanasia and mortality.....	21
Biosecurity.....	23
Appropriate Behavioural Interactions.....	24
Sourcing of pigs.....	24
Breeding, servicing and farrowing.....	24
Management of piglets and growing pigs.....	25
Space allowances.....	25
Handling and moving pigs.....	26
Behavioural enrichment.....	27
Wallowing.....	27
Managers, stock-keepers and other personnel.....	27
Appendices.....	30
Appendix 1: Records required.....	30
Appendix 2: Body Condition Scores for adult pigs.....	33
Appendix 3: Threshold levels for lameness and injury	34
Appendix 4: Target mortality rates for an outdoor pig farm	35
Appendix 5: Minimum space allowances for growing pigs in barns	36
Appendix 6: Engagement with enrichment	37

SPCA Certified Standards for Free Range and Free Farmed Pigs

Overview of SPCA Certified

SPCA Certified is a certification system designed to celebrate good farming and raise animal welfare above current legal requirements. Its overarching goal is to improve the lives of as many animals as possible, through a process of increasing uptake and continual improvement over time. As such, SPCA Certified standards for free range and free farmed pigs allow participants to demonstrate that they apply a high level of animal welfare to their farming operations.

Certification is given to participants, which may include farmers, distributors, retailers and companies, through a legal contract, following a successful initial assessment and subsequent welfare audit of compliance with the SPCA Certified standards.

SPCA Certified standards for free range and free farmed pigs apply to:

Free range pigs: *All pigs in these systems live in huts/arks, with access to open fields, for their entire lives. Piglets are born and raised in the same environment as the adult pigs.*

Free farmed pigs: *In these systems, breeding pigs live in huts/arks, with access to open fields, for their entire lives. Piglets are born and raised in the same environment as the adults until weaning, at which point they are transferred to open-ended barns, for growing to slaughter weight.*

IMPORTANT: SPCA Certified does not permit the use of farrowing crates or mating stalls and requires all pigs to have suitable bedding, made of manipulable material, at all stages of their life.

In terms of the welfare outcomes they achieve, SPCA Certified standards are intended to go beyond the Animal Welfare Act 1999 and relevant Codes of Welfare. They are informed by animal behaviour and welfare science, consultation with stakeholders and the values of SPCA. All farm staff, operators and owners should be aware of, and compliant with the standards, as well as the legal requirements relating to the animals in their care.

SPCA Certified standards are to be used alongside existing industry programmes and practices on farm, and should be read in association with the following documents:

- Animal Welfare Act 1999.
- Animal Welfare (Pigs) Code of Welfare 2018.
- Animal Welfare (Painful Husbandry Procedures) Code of Welfare 2018.
- Animal Welfare (Transport within New Zealand) Code of Welfare 2018.
- Animal Welfare (Commercial Slaughter) Code of Welfare 2018.

Framework of the SPCA Certified Standards

Previous iterations of SPCA Standards (Blue Tick) were based on the 'Five Freedoms' framework, which focuses on freedom from negative states, e.g. hunger, fear and injury, in order to achieve good welfare. However, with the recognition that animals can experience positive, as well as negative emotions, and the acknowledgement of sentience¹ in the amended Animal Welfare Act 1999, the time has come for a new approach.

As a result, the framework for these SPCA Certified standards has been derived from the Five Domains model of animal welfare, developed by New Zealand Professor David Mellor². The Five Domains model is a holistic assessment of animal welfare, which addresses both minimising suffering and promoting positive emotional states.

The Five Domains are:

- nutrition;
- physical environment;
- health;
- behavioural interactions; and
- mental state.

Each of the four physical domains contribute to the provision of opportunities for positive mental experiences, as evaluated in the fifth domain.



¹ Sentience is the ability to feel, perceive or experience things subjectively (i.e. from one's own perspective), rather than objectively (i.e. from an external perspective).

² Mellor, D. J., Beausoleil, N. J., Littlewood, K. E., McLean, A. N., McGreevy, P. D., Jones, B., & Wilkins, C. (2020). The 2020 five domains model: Including human–animal interactions in assessments of animal welfare. *Animals: an open access journal from MDPI* 10(10):1870.

Scope

SPCA Certified standards for free range and free farmed pigs apply from the moment that an animal arrives, or is born, on the farm, until the time that it leaves the farm or is euthanased. For pigs, this includes breeding sows and boars, as well as growing pigs and piglets.

All transport, including transport to and from the farm, and all slaughter processes, are covered by the Animal Welfare Act 1999 and relevant codes of welfare. It is the responsibility of the member (farmer/licensee³) to ensure that transport operators, contractors and slaughterhouses comply with the law and ideally follow best practice recommendations.

Traceability and Integrity

SPCA Certified endeavours to inspire best practice animal welfare within the pig industry and to ensure transparency in animal welfare. To protect the integrity of SPCA Certified and the participating farmers, distributors, retailers and companies who use the brand, it is important that all SPCA Certified members clearly demonstrate product traceability throughout their supply chains.

SPCA Certified also uses independent audits, including unannounced audits, to maintain the integrity of the scheme and ensure that participants are meeting its standards. As a result, products carrying the SPCA Certified logo allow consumers to identify pork products that have come from pigs farmed to a higher standard of animal welfare than is currently required by law.

For more information about SPCA Certified, including types of membership, procedures and the independent auditing process, please refer to the SPCA Certified Farmed Animals Operations Manual.

³ See the SPCA Certified Farmed Animals Operation Manual for more information.

SPCA Certified Standards for Free Range and Free Farmed Pigs

Important notes:

- Section titles and their accompanying descriptions are taken from the Five Domains.
- Unless stated otherwise, all standards referring to adult pigs apply equally to growing pigs and piglets.
- Information presented in ***bold italic*** type is either a standard explanation, a recommendation, an area of concern, or an indication of where a standard is likely to be reviewed in the future.
- In order to avoid unnecessary duplication, existing information/records from other sources can be used to demonstrate compliance with the requirements of a standard. Electronic records are acceptable, as long as they can be accessed by SPCA Certified during assessments/audits.

Positive Mental Experience



Provide safe, congenial and species-appropriate opportunities to have pleasurable experiences

The pig icon  indicates those standards that provide positive mental experiences for pigs.

Good Nutrition



Provide ready access to fresh water and a diet to maintain full health and vigour

Feed

N1 Pigs must be fed a wholesome diet, which is nutritionally balanced for the age and physiological stage of the pig. Feed must be provided daily, in quantities that enable all pigs to maintain good health and vigour. The only exceptions to this are when acting under veterinary advice or when food is withdrawn prior to transport. 🐷

N2 The use of in-feed growth promotants, including Paylean, hormones or protein derived from porcine sources, is prohibited.

N3 Food waste or food by-products may only be fed to pigs in accordance with Ministry for Primary Industries guidelines⁴. The feeding of swill is prohibited.

N4 Detailed information about the feed given to pigs must be available for viewing on request. This could come from the feed supplier and/or nutritionist that works with the farm.

N5 Feed must be provided in a way that minimises competition, bullying and aggressive encounters between individual pigs. If serious aggression, bullying or resource competition is seen, then the cause must be investigated and remedial action taken.

N6 Feeders must be checked as part of the daily inspection and cleaned if necessary.

If a feeder is not working, it must be repaired as a priority, in order to avoid competition or aggression among the pigs.

N7 Feeders must not be situated in dunging areas.

N8 There must be sufficient food on hand to feed all pigs their normal ration for at least 48 hours, in order to cater for any unexpected interruption of supply.

N9 Feed must be stored securely, in order to prevent contamination by pests or the effects of adverse weather.

N10 The Body Condition Score (BCS) of all adult pigs must be visually assessed daily and maintained between 2.5 and 4.0 (see appendix 2 for details).

If the body condition score of any adult pig drops to 2 or below, or exceeds 4.5, immediate corrective action must be taken. This may involve the development of a plan, in conjunction with a veterinarian or nutritionist, to bring the condition score back within the acceptable range.

⁴ <https://www.mpi.govt.nz/processing/pet-food-inedibles-animal-feed-and-supplements/animal-feed-and-disease-prevention/feeding-food-waste-to-pigs-and-preventing-disease/>

- N11 In addition to daily assessment, the BCS and/or body weight of a representative sample of the herd (minimum 30 %), must be formally recorded each month, in order to identify trends and address any problems before they become serious.

The establishment of a working relationship with a specialist in pig nutrition is recommended.

For young, fast growing pigs, assessing weights at particular ages may be a more useful indicator of nutritional health than body condition score.

Water

- N12 All pigs must have free access to fresh, clean drinking water at all times, until immediately before loading for slaughter. 🐷
- N13 All pigs must be able to access water when they require it, without experiencing aggression or competition from other pigs. Flow rates for adult pigs should not be less than 2 L/min.
- N14 Drinkers must be checked as part of the daily inspection and cleaned if necessary. During periods of hot weather, drinkers should be inspected twice daily.

If a drinker is not working, it must be repaired as a priority, in order to avoid competition or aggression among the pigs.

- N15 Where possible, drinkers must be positioned to prevent wetting of bedding areas.
- N16 Unless drinking water is supplied via town supply, water quality must be tested annually at the source, e.g. bore, in order to ensure that microbiological levels are acceptable and that the water is safe for pigs to consume.

Testing for *E. coli* in the drinker line must be done at least annually. If *E. coli* bacteria are identified, i.e. one or more per 100 mL of sample water, then remedial action must be taken.

Water quality records must be kept and made available for inspection on request.

- N17 In the event of a major incident in the surrounding area, e.g. an earthquake or flood, the water supply must be tested for potability and contamination at the source, within two months of the event (but only if it is safe to do so).
- N18 An alternative source of potable water to the primary source, or the ability to safely treat the primary source, must be available in the event of an emergency and noted on the animal health plan.

Good Physical Environment



Provide shade/shelter or suitable housing, good air quality and comfortable resting areas

Buildings and housing

- E1 A detailed site plan must be available to view and must include:
- the number of barns/outdoor huts/arks and their size in m²;
 - the size of the outdoor area in m²;
 - the maximum stocking rates in use⁵;
 - the location of all natural and/or artificial shade and shelter areas (other than barns/outdoor huts/arks), and
 - the type and number of feeding and drinking stations in use.
- E2 The pigs' physical environment must not cause, nor have the potential to cause, recurring injury, distress or disease to the animals.
- E3 All internal surfaces within buildings, e.g. walls and partitions, must be made of materials that can be easily cleaned, sanitised and replaced when required.
- E4 Any equipment on which the pigs rely must be maintained so that it is in full working order. This includes ensuring that all electrical installations are well insulated, inaccessible to pigs and safeguarded from rodents.
- All electrical installations must be safety checked by a qualified person at least annually and the results recorded.
- E5 Where pigs are dependent on a power supply for feed, water or environmental control, an auxiliary power supply must be available and functional at all times. It must be capable of powering all critical equipment, including mechanical equipment, for at least 24 hours and must be tested under load at least every month.

Generators should:

- Be self-starting upon a power outage, unless a tractor (or similar) is used to provide auxiliary power, in which case, it should be regularly checked, in order to ensure that it is operable.
- Be load bank tested at least annually, by a suitably trained operator, to ensure maximum load outputs are available. The test should also cover ancillary equipment to ensure this is working properly.
- Be certified by a competent person to be of sufficient size to handle the maximum load that could be required on farm.

⁵ For growing pigs housed in barns, this figure should be based on the live weight formula given in standard B24 and for pigs kept outdoors, it should not exceed the value given in standard B23.

- Have scheduled service checks, as stipulated by the manufacturer.
- Have accurate and up to date testing records available for inspection on request.

Flooring in barns

- E6 Fully slatted floors and completely bare, full concrete floors, are prohibited.
- E7 Flooring surfaces, including those in handling facilities, must provide a solid and stable footing for pigs. Non-slip surfaces are preferred.
- E8 Flooring must provide adequate drainage, in order to prevent the excessive accumulation of manure or urine.
- E9 Any floor slats that become uneven or damaged must be promptly repaired or replaced. Any new slats installed must be similar to the existing slats, in order to avoid potential welfare problems or excessive gaps in the floor.
- E10 The slatted area in any barn must not exceed 25 % of the total space provided.

Lying areas and bedding

- E11 All lying areas in barns, huts and arks must be of solid construction. Slatted or perforated lying areas are not permitted.
- E12 Pigs in barns, huts and arks must have access to suitable bedding material at all times. 🐷
- E13 Bedding must be of good quality and comprised of a material that is comfortable, absorbent, and provides for the thermal needs of the animal. 🐷
- E14 Bedding must not compromise, or be allowed to deteriorate to the point where it compromises, pig health or welfare. 🐷
- E15 Bedding must be checked daily and replaced or topped up as needed, in order to ensure that all pigs have a warm, dry environment that meets their needs. Areas of bedding in the lying area that are irreparably fouled or wet must be replaced the same day that they are discovered. 🐷
- E16 Bedding must be completely removed and replaced between groups.

Straw bedding is recommended for use wherever possible, however, wood chip, wood shavings, rice hulls and sawdust are also acceptable options for bedding.

Lighting in barns

- E17 Pigs housed in barns must be provided with light and dark periods that correspond to the natural day and night length.

Temperature

- E18 All pigs must be provided with the means to maintain their body temperature at a comfortable level at all times, including during periods of extreme weather. This may include the provision of additional bedding to avoid cold stress and the use of shade, sprinklers and wallows to avoid heat stress.

Ventilation and air quality

- E19 Ventilation must be provided in barns, huts and arks, that is sufficient to avoid the build-up of:
- condensation;
 - excess heat and humidity; and
 - dust and noxious gases.

Such ventilation must be provided in a way that avoids the negative impact of draughts on the pigs.

- E20 Ammonia levels must be maintained at or below 20 ppm at pig head height. If ammonia can be smelled in the barn or hut/ark, then remedial action must be taken, e.g. replacing the soiled bedding.
- E21 Levels of dust must be kept as low as possible, in order to avoid negative impacts on the pigs. Visible haze inside the barn or hut/ark is an indicator that dust levels are unacceptable.

Outdoor environment

- E22 The outdoor environment, including ground cover, must be actively managed, in order to control disease and parasite build up, and to avoid flooding and the creation of excessively muddy areas (other than wallows). Furthermore, if high levels of weeds, e.g. Chamomile or Pigwort (Pigweed) are detected, these must be controlled.
- E23 All pigs kept outdoors must have access to artificial shelter, e.g. huts/arcs, in order to protect them from environmental extremes.
- E24 Outdoor shelters must be designed to meet the temperature, ventilation and air quality requirements in this document, as well as being dry and able to withstand the impact of adverse weather conditions.
- E25 Pigs must have access to suitable, shaded areas during hot and humid conditions.

Huts and arks should be insulated, in order to provide additional warmth during the cooler months. They should also have adjustable openings, in order to provide additional ventilation during the hotter months.

Transport (off-farm)

E26 Before loading for transport, pigs must be assessed to ensure they are fit for transport and able to withstand the entire journey without suffering pain or distress. The assessment must take into consideration:

- the overall condition of the animal;
- its body condition;
- the duration of the trip; and
- the likely weather/temperature conditions.

If there is any question about whether an animal is fit for transport or not, a veterinarian must be consulted.

E27 No animal must be transported if it:

- Is unable to stand, walk unassisted, or bear weight evenly on all four legs.
- Is sick, diseased, badly injured or severely distressed. This includes having any wounds, cuts or sores that are swollen, discharging or affecting the pig's ability to walk or stand normally.
- Is unlikely to withstand the journey without suffering pain or distress.
- Has a body condition score of two or below.
- Is highly aggressive (unless it can be individually penned).
- Is within six weeks of its expected farrowing date.
- Has farrowed within 48 hours of loading or is lactating.
- Is undergoing medical treatment.

Pigs that are unfit for transport because of health or injury reasons, must be given immediate veterinary care or else euthanased without delay.

E28 All vehicles and handling equipment must be inspected prior to loading, in order to ensure that it is fit for purpose and unlikely to cause injury to the pigs.

E29 All holding areas, raceways, loading bays, ramps, and tail boards must be clean, well maintained and safe for the pigs to use.

E30 The incidence of pigs falling during loading must be maintained below 1%. If this level is exceeded, the loading and handling practices must be reviewed and modified, in order to ensure that the threshold is not breached in future.

E31 If a pig does fall from a loading ramp or other loading equipment, it must be given immediate attention and treatment for any injuries that are sustained.

E32 Pigs must not be held off food for more than 16 hours before loading and must have free access to water until the point of loading.

E33 Pigs housed outdoors must not be moved into barns or other accommodation for more than 48 hours before loading, unless extreme weather conditions warrant otherwise.

E34 Mixing of unfamiliar pigs should be avoided wherever possible. If mixing cannot be avoided, then precautions must be taken to reduce the risk and number of aggressive interactions.

- E35 Tusks boars must be transported in a manner that ensures they are unable to injure themselves or other animals. Tusks boars must not be mixed during transport.
- E36 Transport of pigs must not exceed eight hours, starting from when the first animal is loaded into the transport vehicle and ending when the last animal is unloaded.
- E37 Pigs must not be loaded or transported when the ambient temperature exceeds 30°C, or when it is likely that the temperature will exceed 30°C during transport.

During hot and humid weather, pigs must be loaded and transported at night or during the cooler parts of the day, in order to reduce the risk of heat stress.

- E38 During transport:
- All pigs must be able to comfortably maintain a natural posture while standing or lying and be able to regain their feet should they lie down.
 - Pigs must be inspected at least every four hours during the journey and whenever the vehicle stops for rest breaks or refuelling. When the ambient temperature exceeds 25°C, inspections should be made more frequently, in order to ensure the welfare of the pigs.
 - Water must be made available, in an appropriate manner, to all pigs if the journey time is expected to exceed six hours.
 - Immediate action must be taken if pigs show signs of thermal stress (hot or cold), or distress due to exposure to noxious gases.
 - The roof of the transport vehicle where the pigs are held must provide protection from the weather (both hot and cold), but must not obstruct the flow of air to the animals.
- E39 Transport records must be kept on farm and must include:
- the date of transport;
 - the name and address of the destination (usually a slaughterhouse);
 - the name of the transport company used;
 - the number and approximate age of the pigs being transported;
 - the time that the pigs last had access to feed and water;
 - the time that the pigs were loaded onto the vehicle;
 - a signed declaration that the animals were fit for transport;
 - the number of animals found unfit for transport and the reasons why; and
 - the time the vehicle left the farm.

- E40 Transport operators must have contingency plans in place, in order to ensure the welfare of the pigs in their care, in the case of an emergency, e.g. vehicle delay, mechanical breakdown, major accident/weather event.

- E41 Presenting pigs for sale at market, sale yards or auction is prohibited.

Transport is a highly stressful experience for most animals, including pigs. Careful planning is therefore required before transport, in order to minimise the risk of distress and injury, and to ensure that their physical, health and behavioural needs are met.

It is recommended that all people involved in the transport of pigs have formal training in animal handling.

It is recommended that transportation takes place in the early hours of the morning, in order to minimise the risk of heat stress.

Emergency preparedness

E42 An emergency preparedness (contingency) plan must be created and all staff must be familiar with it.

The plan must detail how the health and welfare of the pigs will be ensured in an emergency, e.g. drought, flood, fire, storm or biosecurity breach, and what everyone's roles and responsibilities are.

The emergency preparedness plan must be reviewed annually and updated where changes in management practices have occurred or where a new emergency has been encountered and resolved.

All emergencies and corrective actions taken must be recorded.

E43 Procedures must be in place to minimise the risk and severity of fires, especially those that may occur in a barn environment. Where practical, fire detection and limitation devices, e.g. alarms and extinguishers, should be in place and maintained in accordance with the manufacturer's recommendations.

Good Health

Prevent or rapidly diagnose and treat disease and injury, and foster good muscle tone, posture and cardiorespiratory function



Animal health plan

H1 An animal health plan must be created and maintained, in conjunction with veterinary advice. It must include:

- Procedures for the identification of weak, sick or injured pigs, including procedures for separation, treatment and euthanasia.
- Procedures for managing aggression, disease outbreaks, injury, lameness, parasites and tail biting.
- Methods for conducting significant surgical procedures (where these are undertaken).
- Details of health and welfare issues that have affected previous groups and any preventative actions that were undertaken, as well as details of health and welfare issues that could affect current groups.

- A record of all mortalities, including euthanasia, and the underlying reason(s), where those are known. NB. This should include both pre- and post-weaning piglet mortality.
- Vaccination schedules.
- General herd performance data.

H2 The animal health plan must be updated annually, or after any major instance of disease, illness or other problematic outbreak, and after any significant change to the production system. This must be done in accordance with veterinary advice.

H3 Herds must be visited by a veterinarian on a regular basis. A report detailing the outcomes of each veterinary visit must be produced and appended to the animal health plan.

H4 Records must be kept detailing injuries and lameness in the group and should include:

- Overall rate of injury and lameness in the group.
- Pigs with visible abscesses.
- Pigs with injuries caused by aggressive encounters.
- Pigs with leg injuries.
- Pigs with lesions from tail, ear and flank biting.

This is to enable comparison with threshold levels and to help inform appropriate interventions⁶.

H5 High numbers of sudden deaths, disease outbreaks, or other welfare issues must be investigated and reported to SPCA Certified.

The establishment of a good working relationship with a practicing veterinarian who specialises in pig medicine is important and highly recommended.

Pharmaceutical use

H6 Staff involved in the administration of pharmaceuticals must be trained and competent to do so.

H7 Pharmaceuticals, including therapeutic antibiotics, must only be used where they have been prescribed by a registered veterinarian for the treatment of a specific, diagnosed condition, disease or injury.

In the case of any notifiable disease being confirmed on farm, this must be reported to SPCA Certified and the relevant authorities, as soon as practicable.

H8 Pharmaceuticals must be stored securely when not in use. They must also be in-date, licensed for use in New Zealand and only administered as per the manufacturer's guidelines on the label.

Pharmaceuticals may only be used 'off-label' with prior veterinary approval. Such approval must follow the relevant Ministry for Primary Industries guidelines⁷ and be accompanied by a signed and dated declaration from the veterinarian that 'off-label' use was justified.

⁶See appendix 3 for threshold levels of lameness and injury.

⁷<https://www.mpi.govt.nz/processing/agricultural-compounds-and-vet-medicines/acvm-guidance-for-veterinarians/#using-products-off-label>

- H9 All pharmaceutical treatments must be safely discarded after their expiration date.
- H10 The routine use of pharmaceuticals for the induction of parturition is prohibited. It must only be used where the health/welfare of the sow or piglets is at risk of serious compromise.
- H11 Up-to-date records must be kept of all treatments administered to pigs, including:
- pharmaceutical name, administration method and dose rate;
 - reason for administration and the result of treatment;
 - date(s) administered;
 - withholding period (if relevant); and
 - animal identification.

Any growing pigs that have been given antimicrobial medication should be marked, for easy identification in the group.

The animal health plan (see above section) should include protocols addressing the usage, storage and monitoring of antibiotic treatments and a strategy for the reduction of their use. Protocols should be in line with the recommendations of the New Zealand Veterinary Association (NZVA) policy on judicious use of antimicrobials.

Establishing an antimicrobial stewardship plan on farm is highly recommended.

The use of oxytocin is acceptable, although its use should be carefully managed and only permitted when necessary.

Surgical husbandry procedures

- H12 Surgical husbandry procedures must only be performed by a registered veterinarian or a trained and competent stockperson.
- H13 Persons undertaking surgical husbandry procedures must be trained to recognise the early signs of distress, injury or ill-health in the animal(s) being handled.
- H14 All equipment used for surgical husbandry procedures must be clean, well-maintained, in full working order and appropriate for the procedure being undertaken.
- H15 All *significant* surgical procedures must be carried out using appropriate pain relief, as recommended by a registered veterinarian.
- H16 Records must be kept of all surgical procedures carried out, including tail docking, tooth clipping/grinding and nose ringing. Records must include:
- the name of the procedure performed;
 - the date performed;
 - the number of animals or animal ID (where appropriate);
 - the initials of the person performing the procedure; and
 - the reason why the procedure was medically necessary.
- H17 Once the procedure is completed, animals must be visually assessed at least twice during the 24 hours' post-surgery. Further additional checks must be made, and remedial action taken, if any concerns are noted.

H18 The requirements detailed above apply to all of the procedures described in the following sections and must be adhered to at all times.

As a guiding principle, pain relief should be used for all surgical husbandry procedures, in order to minimise animal pain and suffering.

Tail docking

IMPORTANT: Routine tail docking is against the principles of SPCA Certified. It is permitted on a temporary basis only, while farmers move to a non-docking environment. Consequently, this section is under constant review and is likely to change at short notice.

H19 Where tail docking of pigs is undertaken:

- It must be done between 24 and 36 hours after birth, in order to minimise pain.
- A cauterising tail docking iron must be used to perform the procedure, not clippers.
- No more than one-half of the tail must be removed. One third or less is preferred.
- Variation in tail lengths must be avoided.
- The remaining tail stump must be sufficient to cover the vulva of females and of an equivalent length in males.

H20 If, for any reason, tail docking is conducted after 36 hours of birth, it must be done by a registered veterinarian and post-operative pain relief must be given.

H21 If tail biting occurs, injured pigs must be treated without delay and the incident recorded.

H22 Farms that routinely tail dock pigs must have a plan in place for ending the practice. This should include the provision of sufficient manipulable material, e.g. straw, on a daily basis, as well as other forms of environmental enrichment that the pigs can interact with and chew, in order to keep them occupied.

It is strongly recommended that pigs are given non-steroidal, post-operative pain relief, before the procedure is carried out. Trans-mammary administration, i.e. through the milk, is one option that minimises the need to handle pigs before they are tail docked.

Tooth clipping/grinding

H23 Tooth clipping/grinding of piglets as a routine management practice is not permitted.

H24 Any tooth clipping that is conducted must be done before the pig reaches five days of age and SPCA Certified must be notified as soon as possible after the event.

Tusk trimming

H25 Tusk trimming must only be performed to protect the boar, other animals or stock-keepers from injury. It must be carried out by a veterinarian, with the boar under heavy sedation.

H26 Tusk trimming must only be performed using embryotomy wire. The use of bolt cutters or any other equipment that could shatter or chop the tusk is not permitted.

Nose ringing

H27 Where used, nose clips must be inserted through the cartilage at the top of the snout and nose rings through the tissue (septum) that separates the nostrils.

H28 The insertion of wire/barbed wire into any part of the nose, to discourage rooting behavior, is prohibited.

SPCA Certified strongly discourages the use of nose ringing in pigs.

Castration

H29 Surgical castration or spaying is not permitted.

H30 Where there is a high risk of aggression between males and/or risk of boar taint, immunological castration using Improvac® (Zoetis) is permitted, following veterinary consultation.

H31 All use of Improvac® (Zoetis) must be recorded and the records made available on request.

Animal identification

H32 Animal identification procedures must be performed by a registered veterinarian, or by trained and competent staff, using equipment that is clean, well-maintained, in full working order and appropriate for the task.

H33 The following methods of animal identification are acceptable:

- Electronic, metal or plastic ear tags. A maximum of two tags per ear, including button tags, is permitted and lost tags may be replaced with a similar product, if needed.
- Ear tattooing.
- Microchips or electronic transponders.
- Radio Frequency Identification Devices (RFID).
- Non-toxic paints, dyes or wax markers, which are specifically designed for use on farm animals.
- Rump marking, as long as the equipment used is specifically designed for the age and size of the pig, and that the pig weighs at least 20 kg at the time of being marked.

Ear notching is not an acceptable form of identification and must not be used.

Breeding

- H34 If artificial insemination is carried out, it must be conducted by a trained and competent operator.
- H35 Pregnancy scanning must be performed through the flank, by a trained operator, or else conducted by a registered veterinarian if other methods, e.g. *per rectum*, are to be used.
- H36 Farrowing aids must only be used when absolutely necessary if the sow is having difficulty birthing. They must be adequately lubricated and not used with the intention of birthing the piglets as quickly as possible.

Inspection of animals

- H37 Pigs must be inspected daily, in order to ensure that they do not show signs of lameness, injury, disease, distress, abnormal behaviour, severe aggression, loss of body condition or other issues of concern.

Where a pig shows any signs of the above, it must be appropriately treated and monitored more frequently than normal. Veterinary advice must be sought if the problem is serious or persists and if treatment is not possible, the animal must be humanely euthanased without delay.

- H38 Staff conducting inspections must be trained and competent to perform such inspections in a careful and respectful manner, which allows them to observe pigs without the risk of the animals becoming distressed. 🐷
- H39 All abnormal observations made during inspections, including any remedial action taken, must be documented in the animal health plan.
- H40 Inspection rates must increase during severe environmental conditions and where animal welfare issues have been identified. Such inspections must continue until conditions have returned to normal.
- H41 The hooves of all adult pigs must be checked every 3 – 4 months for signs of damage or disease that may result in lameness. Where lameness exceeds the threshold level given in appendix 3, a registered veterinarian must inspect the affected animal(s) and help determine the best course of action.

Sick or injured pigs

- H42 Any pig that is sick, injured, lame or experiencing pain or suffering, must be rapidly diagnosed and treated.

Unless advised otherwise by a registered veterinarian, the affected pig must be housed in an isolation/hospital pen (as appropriate) until it is well enough to return to the group. If its condition does not improve after treatment, the pig should be humanely euthanased on farm, in order to minimise its suffering.

- H43 Hospital pens, as well as the facilities to isolate individual pigs from others if required, must be provided on the farm.
- H44 Sick and injured pigs, housed in individual pens, must be inspected at least twice each day.
- H45 Individual pens must be sited and constructed in a way that allows the pig to see and hear other pigs. The only exception to this is when it is necessary to isolate a pig under quarantine conditions, in order to manage a biosecurity risk or threat of a serious disease outbreak.
- H46 Unless advised otherwise by a registered veterinarian on medical grounds, the space allowance given to a pig in an individual pen must equal or exceed the relevant space allowance listed in standard B24.
- H47 Pigs in isolation/hospital pens must be provided with food and water in the manner outlined in this standard, unless veterinary advice to the contrary is received.

Euthanasia and mortality

- H48 All cases of death and euthanasia must be investigated and recorded in the animal health plan.

For death, the details recorded must include:

- the animal's identification (where available);
- the time and date when the animal was discovered; and
- the cause of death (where known).

For euthanasia, the details recorded must include:

- the animal's identification (where available);
- the reason for, and method of, euthanasia;
- the time and date when the animal was discovered, when euthanasia was performed and when the animal was confirmed dead;
- the veterinarian's advice regarding euthanasia (if this was needed);
- the staff involved in the euthanasia process and their role in the process; and
- the method used to restrain the animal (if required).

Where practical, steps must be taken to prevent the issue from occurring again.

- H49 Mortality thresholds must be identified on farm and efforts made to decrease them over time. If, at any point, mortality exceeds the threshold, the farm manager must carry out an investigation and seek to identify and remedy the cause, using expert assistance as necessary.

Target mortality thresholds are provided as a guide in appendix 4.

- H50 The humane killing of pigs (euthanasia) must be undertaken where:
- there is likely to be an unacceptable delay in treating the pig's source of suffering;
 - a pig fails to respond to treatment;

- the source of suffering is unknown, untreatable or severe, or
- where transporting the pig would aggravate the condition or cause unnecessary pain or distress to it.

- H51 Where euthanasia is required, it must be done as soon as possible and always the same day as recognising the suffering or distress of the pig.
- H52 If there is any doubt as to whether euthanasia is required, a veterinarian must be called at an early stage, in order to advise on whether treatment is possible.
- H53 Euthanasia must only be performed by trained staff or a registered veterinarian. Staff responsible for conducting euthanasia must be appropriately trained, competent for the role and named in the animal health plan.
- H54 All equipment used for euthanasia, must be maintained in correct working order and operated in accordance with the manufacturer's instructions.
- H55 All pigs must be handled, restrained and euthanased in a manner that does not cause additional, unnecessary pain, fear or distress to them.
- H56 All pigs must be stunned and immediately rendered unconscious prior to being killed. They must remain in this way until death occurs.

The signs of an effective stun include:

- immediate collapse;
- a lack of normal, rhythmic breathing or vocalization;
- a lack of corneal reflex (no blinking when the eye is touched);
- no deliberate movement; and
- no response to painful stimulus.

If a pig shows any sign of regaining consciousness, it must be immediately re-stunned, and the effectiveness of the re-stun confirmed.

For details on the correct way to stun and euthanase pigs, please refer to the 2018 Code of Welfare for Pigs.

- H57 Once stunned, pigs must be immediately bled out, in order to avoid the chance of recovery.
- H58 Staff conducting the euthanasia process must remain with the pig until death is confirmed. Signs of death in pigs include:
- no movement or vocalisation;
 - a complete lack of the corneal reflex;
 - a complete lack of breathing for five minutes;
 - a complete lack of heartbeat for five minutes;
 - dilated pupils;
 - no response when the nose is firmly pinched; and
 - the onset of rigor mortis.
- H59 The carcasses of all euthanased pigs and any that are found dead, must be disposed of in

accordance with the relevant local Council regulations and in a manner that does not put other animals or people at risk of disease.

Carcasses must be protected from pests, and from being disturbed by wild animals.

Nothing outlined within this section is intended to discourage the prompt diagnosis and appropriate treatment of any ill or injured pig.

Biosecurity

H60 A detailed biosecurity plan must be created and available to view on the farm. Staff must be familiar with and able to access this information. As a minimum, the plan must address the following requirements:

- the identification of all farm visitors, e.g. through a sign in book;
- the provision of Personal Protective Equipment for staff and visitors;
- sanitary facilities, including hand washing facilities, a foot bath with disinfectant, and a dedicated scrubbing brush for boot cleaning;
- procedures for entering and leaving the farm and barns (where these are in use);
- procedures for quarantining and assessing the health status of any new pigs brought onto the farm;
- the pest control procedures in place and location of relevant equipment;
- the cleaning, sanitation, waste and carcass removal procedures that are used; and
- how dead pigs are to be disposed of.

H61 All pest control programmes must be humanely managed. Preferable methods of pest control include:

- physical exclusion methods;
- removal of elements in the vicinity that may encourage rodents and other pest species; and
- ensuring that facilities are maintained in a clean and tidy condition, in order to reduce the risk of rodent and pest animal movement.

Where lethal control is used, the extent of the pest problem must be assessed at least annually, in order to ensure that lethal control is still warranted, and that it meets the requirements of the relevant regulatory authority.

Appropriate Behavioural Interactions



Provide animals with sufficient space, proper facilities, congenial company and appropriately varied conditions

Sourcing of pigs

Producers should take steps to ensure that all externally sourced pigs are capable of adapting to the intended free range or free farm environment. The breed of pig used should be taken into consideration before making purchasing decisions and SPCA Certified should be informed of any third-party sourcing that occurs.

Breeding, servicing and farrowing

- B1 An appropriate environment must be used for breeding purposes.
- B2 Breeding practices must not cause pain or injury to the animals involved.
- B3 To provide adequate grip during servicing, the entire floor area must be kept dry and bedding/matting provided.
- B4 Where service paddocks for natural mating are used, these must be free from any obstacles and provide at least 10.5 m², in order to allow sufficient space for the animals to express full courtship behaviour.
- B5 All mating conducted in service paddocks must be closely monitored.
- B6 Boars must be of a similar size to the sow/gilt, in order to reduce the risk of injury during mating.
- B7 The use of farrowing crates is prohibited.
- B8 All farrowing accommodation must allow enough space for sows/gilts to comfortably move, turn around, lie down and stand.
- B9 Sows/gilts must be settled into individual farrowing accommodation at least five days before their expected farrowing date.
- B10 Sows/gilts must be provided with enough straw and/or bedding material to enable nest building, no less than 72 hours before their expected farrowing date.
- B11 Sows/gilts, both near to and at farrowing, must be monitored at least twice each day.
- B12 Farrowing huts/arks must be designed and constructed to reduce the impact of extreme weather on both the sow and piglets.

- B13 If shared paddocks are used, farrowing huts/arks must be well-spaced, in order to provide each sow/gilt with a private area and to avoid the risk of aggressive encounters.
- B14 Once the litter has been weaned, all outdoor farrowing accommodation must be moved to fresh ground and the used bedding disposed of, or composted, appropriately.

Management of piglets and growing pigs

- B15 Sows and piglets must be monitored twice daily during the first week post-farrowing, in order to ensure that feeding is occurring without issue and that the piglets are free from injury, disease and not showing signs of abnormal behaviour.
- B16 If piglets are not being adequately fed by the sow, they must either be fostered, split suckled, hand reared or else euthanased humanely.
- B17 Piglets must be provided with solid feed from 21 days of age. The feed provided must be specifically designed for piglets and made available in quantities sufficient to meet their needs.
- B18 Piglets must not be weaned before 23 days of age, unless advised otherwise by a registered veterinarian. This standard applies to all piglets, including those that have been fostered.
- B19 Weaners, especially runts, must be observed at least daily during the first week post-weaning, in order to ensure that they are feeding and drinking appropriately, and are adapting to their environment.
- B20 Once weaning has taken place, pigs kept in group housing systems must be kept in stable groups, with as little mixing as possible, in order to minimise aggression.
- B21 All growing pigs must be able stand, move and lie down comfortably in the lying area, without undue interference from other pigs.

It is recommended that growing pigs in barns are provided with adequate opportunities to escape and hide from other pigs once they are mixed. This can include the provision of straw/hay bales, which can be used by submissive pigs to escape from more dominant individuals. Active management of group sizes, group dynamics and the provision of enrichment can also help to reduce aggression during the growing period.

As pigs grow larger, subdivision of stable groups is acceptable, in order to maintain appropriate space allowances.

Space allowances

- B22 Pigs kept outdoors must be provided with an area of sufficient size to allow for exercise, exploration and the expression of social behaviours.
- B23 Adult sows, whether lactating or not, must not be stocked at more than 18 sows per hectare. Farms practicing good range rotation and/or range spelling may be permitted to stock sows at a higher density, subject to prior written approval from SPCA Certified.

B24 For growing pigs housed in barns, i.e. free farmed, the space allowances given in appendix 5 are the minimum that can be provided per animal.

Space allowance calculations for pigs in barns must be based solely on the area able to be used by the pigs.

Handling and moving pigs

B25 Only personnel who are trained and competent in handling pigs, and knowledgeable about humane methods of moving them, are to be involved in the handling and movement of pigs.

B26 Pigs must be handled humanely at all times. Staff must employ low stress methods for handling and moving pigs, in order to minimise fear, distress, pain and injury.

B27 Pigs must never be shouted at, kicked, hit or dragged.

B28 Pigs must not be poked or prodded in sensitive areas, including their eyes, ears, nose, anus, vulva or testicles, in order to make them move.

B29 The use of whips, sticks, electric goads, or any other harmful handling equipment to move pigs is not permitted.

B30 Twisting the tails or ears of pigs in order to make them move is not permitted.

B31 Piglets must not be picked up or suspended, by one or both front legs, or by their ears or tail.

When picking up piglets, lifting them by the back leg, whilst supporting the chest is considered good practice.

B32 Sick or injured animals that are unable to move easily, must be handled with extreme care and assessed for treatment, or else euthanased where they are found.

B33 Noise produced by personnel and equipment during the moving or handling of pigs must be kept to a minimum.

B34 Pigs must only be restrained under the following circumstances and then only for the shortest time necessary:

- During medical treatment, veterinary assessment and veterinary procedures.
- During the performance of husbandry procedures.
- During artificial insemination.
- During the application of pig identification markers.
- During feeding in an electronic sow feeder.
- During weaning.
- During the cleaning of pigs' accommodation.

B35 Any slips, falls or injuries caused by handling or movement must be monitored.

The aim should be for $\leq 1\%$ falls and 0% injuries to occur from handling and moving practices. If these thresholds are exceeded, the handling and moving practices on farm must be revised.

Gentle handling aids, such as rattlers, flappers, shakers, flags, plastic paddles and backing boards are, when used carefully, recommended in order to encourage pigs to move.

Behavioural enrichment

B36 Sufficient foraging material must be provided to all pigs. Such material must be kept fresh and topped up/changed when necessary, in order to ensure that it maintains a degree of novelty and does not compromise the pigs' health. 🐷

Straw is the recommended foraging material; however, hay, wood chips, shavings, sawdust, peat, or a mixture of these provisions, are all acceptable alternatives.

B37 If enrichment toys or objects are used in addition to foraging material, they must be: 🐷

- Inspected regularly, in order to ensure that all pigs have access to them and that they do not pose any risk to the pigs.
- Washed and sanitised between herds or when they are rotated between groups.

B38 For free farming operations, a weekly record of pig interaction with behavioural enrichment items must be kept. See appendix 6 for details.

The provision of behavioural enrichment is important in reducing the development and expression of stereotypic behaviours and minimising aggressive behaviours, such as tail biting and fighting. 🐷

Wallowing

B39 Where provided, wallows must be maintained, in order to ensure that they do not dry out or become so muddy that they could cause pigs to become entrapped. 🐷

Wallows should be provided wherever local council regulations do not prohibit them.

Wallowing is a natural behaviour performed by pigs and is done to help regulate their body temperature, as well as for enjoyment. Effective wallowing prevents heat stress for far longer than the evaporation of water from misters, drippers or sprinklers. 🐷

Managers, stock-keepers and other personnel

B40 Managers must ensure that all staff directly involved with pigs have access to, are familiar with, and adhere to the relevant Codes of Welfare and the most recent version of this document.

B41 The farm must have a written policy of what actions will be taken should an employee be found to have been negligent in their role and responsibilities, in relation to animal welfare.

B42 If one does not already exist, a policy that allows personnel to report any concerns they have regarding pig health and welfare, must be developed.

Where concerns are raised, an immediate investigation must be conducted by the manager/owner, in order to ensure problems are rectified without delay.

- B43 Sufficient resources, including staff, must be provided, in order to ensure that pigs needs are met in a compassionate manner. 🐷
- B44 Specific to their area of work and responsibilities, staff must be able to demonstrate a good working knowledge of the health and husbandry of pigs. This may include: 🐷
- understanding the needs of pigs and how to cater for these appropriately;
 - identifying sick, diseased or injured pigs and knowing when to seek management and/or veterinary advice;
 - conducting euthanasia;
 - carrying out low-stress handling and loading techniques;
 - understanding farrowing and the care of new born piglets;
 - having the ability to recognise deviations from normal herd activity;
 - understanding lameness and lesion assessment;
 - understanding and being able to body condition score pigs;
 - understanding normal and abnormal pig behavior;
 - the ability to identify dominant and submissive animals, and manage them accordingly;
 - recognising the signs of stress or fear in pigs;
 - using management practices to reduce injurious behaviour, distress or fear; and
 - how to operate, inspect and maintain equipment and alarms, in order to safeguard pig welfare.
- B45 Formal animal welfare, health and husbandry training, e.g. technical training programmes and workshops, should be offered for up-skilling staff, where this is appropriate for the position.
- Up to date training records must be available to view on request.
- B46 All staff, including any external personnel that are involved in handling pigs on the farm, must be fully aware of their personal roles and responsibilities in relation to the pigs.
- B47 Staff who are undergoing training, must work in conjunction with a fully trained, competent and experienced stock-keeper(s) until they are fully trained themselves. Members of staff or external workers must not carry out tasks that they have not been trained in or are not competent in performing.
- B48 All staff must know who to contact in the event that they should observe anything abnormal or concerning about the pigs or the facility in general and must have ready access to the relevant emergency contact details, e.g. the farm manager and/or owner.

The initial and ongoing training of all personnel involved with pigs is important in promoting a high standard of animal welfare, as is the ability to demonstrate and practice positive and compassionate animal handling. 🐷

Where appropriate for the position, formal animal welfare training from certified training providers is recommended.

END OF STANDARDS

Appendices






Appendix 1: Records required

Records	Standard(s)	Description
Daily		
Animal inspections	H37	Record any abnormal observations and remedial action taken in the animal health plan.
Euthanasia and mortality	H48 & H53	Record all instances of mortality and euthanasia. Retain euthanasia training records for inspection.
Weekly		
Enrichment interaction	B38	Record pig interactions with enrichment and retain records for inspection (free farmed systems only).
Monthly		
Body Condition Score	N11	Score and record BCS/body weight for at least 30 % of the herd. Note areas of concern and remedial action taken.
Annually		
Animal health plan	H1 & H2	Review and update annually or after a major disease outbreak/animal welfare issue. Record any corrective actions taken.
Biosecurity plan	H60	Must be available for inspection. Review lethal pest control annually and update plan if necessary.
Electrical safety check	E4	Retain annual test results for inspection.

Emergency response and preparedness plan	E42	<p>Must be available for inspection.</p> <p>Review annually and update after any incidents.</p> <p>Record any corrective actions taken.</p>
Generator load bank test	E5	<p>Load bank test results.</p> <p>Assessment of load handling capacity.</p> <p>Service/maintenance records.</p>
Water quality	N16	<p>Retain lab reports for inspection.</p>
Other		
Animal welfare policy	B41	<p>Must be available for inspection.</p>
Feed declaration	N4	<p>Detailed feed composition information must be available on request.</p>
Improvac® (Zoetis) use (every occurrence)	H31	<p>Record date, number of animals treated and group ID (if available).</p>
Injury and lameness records (ongoing)	H4	<p>Record the overall rate of injury and lameness, as well as:</p> <ul style="list-style-type: none"> • Pigs with visible abscesses. • Pigs with injuries caused by aggressive encounters. • Pigs with leg injuries. • Pigs with lesions from tail, ear and flank biting.
Off label pharmaceutical use (every occurrence)	H8	<p>Retain veterinary approval document for inspection.</p>
Pharmaceutical records (every occurrence)	H11	<p>Record:</p> <ul style="list-style-type: none"> • The pharmaceutical name, administration method and dose rate. • The reason for administration and the result of treatment. • The date(s) administered. • The withholding period (if relevant). • The animal ID (if available). • The outcome of treatment.
Site plan	E1	<p>Must be available for inspection.</p>

Staff training records (every training)	B45	Record: <ul style="list-style-type: none"> • Name of staff member. • Date and type of training. • Qualifications gained (if appropriate).
Surgical procedures (every occurrence)	H16	Record: <ul style="list-style-type: none"> • The name of the procedure performed. • The date performed. • The animal ID. • The initials of the person performing the procedure. • Why the procedure was necessary.
Tail biting incidents (every occurrence)	H21	Record: <ul style="list-style-type: none"> • The date discovered. • The number of animals affected. • The severity of the injuries. • The remedial action taken.
Tail docking plan	H22	Must be available for inspection.
Transport records (every off-site transportation)	E39	Record: <ul style="list-style-type: none"> • the date of transport; • the name and address of the destination; • the name of the transport company; • the number and age of the pigs; • the time that feed and water were removed; • the time that the pigs were loaded; • the number of animals found unfit for transport and the reason why; and • the time the vehicle departed. Also provide a signed 'Fitness for Transport' declaration.
Veterinary report (every visit)	H3	Record outcome of the veterinary visit and append to the animal health plan.
Whistleblowing policy	B42	Must be available for inspection.

Appendix 2: Body Condition Scores for adult pigs

	Numerical Score	Pelvic Bones, Tailhead	Loin	Vertebrae	Ribs
	1	Pelvic bones very prominent. Deep cavity around the tail head.	Loin very narrow. Sharp edges on transverse spinal process. Flank very hollow.	Prominent and sharp throughout the length of the backbone.	Individual ribs very prominent.
	2	Pelvic bones obvious but some slight cover. Deep cavity around the tail head.	Loin narrow. Only very slight cover to edge of transverse spinal process. Flank rather hollow.	Prominent.	Rib cage less apparent. Difficult to see individual ribs.
	3	Pelvic bones covered.	Edge of transverse spinal processes covered and rounded.	Visible over the shoulder. Some cover further back.	Covered but can be felt.
	4	Pelvic bones only felt with firm pressure. No cavity around tail	Edge of transverse spinal processes felt only with firm pressure.	Felt only with firm pressure.	Rib cage not visible. Very difficult to feel any ribs.
	5	Pelvic bones impossible to feel. Root of tail set deep in surrounding fat.	Impossible to feel bones. Flank full and rounded.	Impossible to feel vertebrae.	Not possible to feel ribs.

Redrawn with permission from MPI. Image taken from the Code of Welfare for Pigs (2018).

Appendix 3: Threshold levels for lameness and injury

Issue	Threshold (% of herd affected)
Lameness	≤ 5 %
Leg injuries (non-lameness)	≤ 5 %
Skin lesions/ulcers, bites or scratches due to aggression	≤ 15 %
Visible abscesses	≤ 1 %

If any of these thresholds are exceeded at any point in the production cycle, immediate investigation and remedial action is required.

Appendix 4: Target mortality rates for an outdoor pig farm

Stage of life	Mortality rate
Pre-weaning (litter)	15 – 18 %
Post-weaning (group)	2 – 3.5 %
Annual – including cull animals (herd)	5 – 8 %

Note: Every effort should be made to keep mortalities below the lower threshold value and to reduce the threshold over time. If target thresholds are exceeded, e.g. due to disease or extreme weather, SPCA Certified needs to be informed, so that it can help manage the situation accordingly.

Appendix 5: Minimum space allowances for growing pigs in barns

Live weight (kg)	Lying space (m ²)
10	0.187
20	0.298
30	0.391
40	0.474
50	0.550
60	0.621
70	0.689
80	0.754
90	0.815
100	0.875
120	0.989
> 130	1.043

Calculated using the equation: Area (m²) per pig = 0.04 x live weight^(0.67) (kg).

Appendix 6: Engagement with enrichment

A weekly record of pig interaction with the behavioural enrichment items provided must be kept. This will give an understanding of the level of engagement with the items, e.g. interaction or no/low interaction. Where possible, comment on likely reasons for no/low engagement with the enrichment items provided, or where there is high interaction, record the enrichment items being used the most. This will help when planning future enrichment interventions.

Method:

- Assess one barn per week and select a different barn each week.
- On entry to a barn, select three to five areas where enrichment material has been placed and assess the pigs for engagement with it. Ignore pigs that are lying down and make the assessment quickly, in order to avoid double counting pigs.

Score	Interaction	Description
0	No/Low	No/limited interaction with the enrichment items provided. Record possible reasons for no/low engagement.
1	Yes/High	Pigs are observed interacting with the enrichment items provided. Record the item being interacted with for future reference.

Adapted from AssureWel, Finishing Pig Assessment Protocol <http://www.assurewel.org/pigs.html>



Contact

Email: certified@spca.nz

Web: www.spcacertified.nz